部門＼排出年	基準年度	平成21年度	平成22年度	平成23年度	平成24年度	平成25年度	平成26年度	平成27年度	平成28年度	平成29年度	平成30年度
	H21	H22	H23	H24	H25	H26	H27	H28	H29	H30	
	kg	kg	kg	kg	kg	kg	kg	kg	kg	kg	kg
庁舎	427,531	391,582	406,078	378,316	370,555	365,373	366,388	342,525	366,685	383,244	332,030
教育機関	1,878,251	1,921,223	1,793,692	1,906,694	2,164,055	2,192,663	2,361,883	2,164,525	2,245,522	2,291,528	2,268,029
社会教育施設	1,777,950	1,826,283	1,551,290	1,233,527	1,510,166	1,438,502	1,379,552	1,397,980	1,506,127	1,654,778	1,576,507
福祉施設	314,128	356,643	384,086	366,853	361,665	348,952	335,133	349,527	397,615	407,067	418,406
廃棄物処理施設等	976,622	168,843	178,565	153,741	153,994	157,674	145,205	150,485	158,539	167,740	163,043
上下水道施設	1,647,400	1,535,659	1,683,020	1,667,918	1,641,543	1,710,583	1,792,988	1,802,846	1,749,578	1,888,019	1,827,002
公園・駐車場等	105,306	108,374	107,394	104,412	109,861	112,853	115,577	107,054	104,408	117,972	116,671
防災・防犯施設	307,283	274,609	323,052	309,758	283,024	261,989	231,496	223,467	283,699	316,184	276,784
公用車	119,653	96,813	108,954	82,843	98,153	74,836	94,945	90,750	94,968	91,747	90,385
合　計	7,554,125	6,680,029	6,536,041	6,204,060	6,693,016	6,663,425	6,823,165	6,629,168	6,907,141	7,318,279	7,068,857
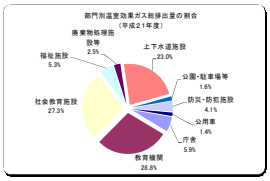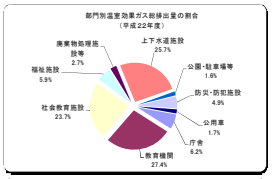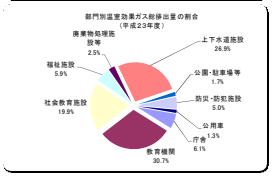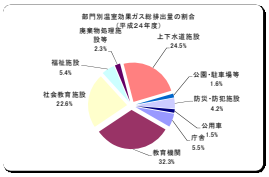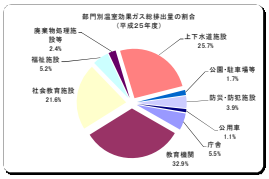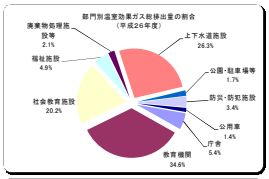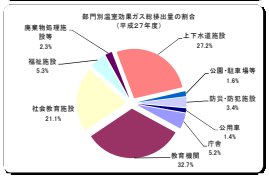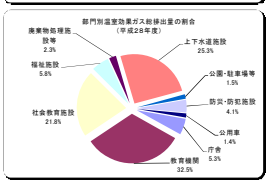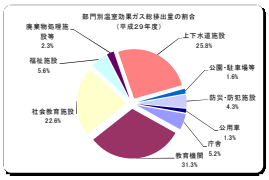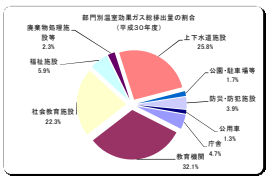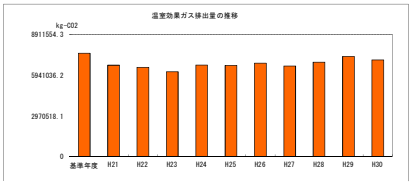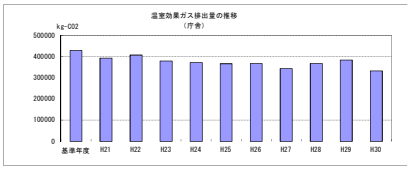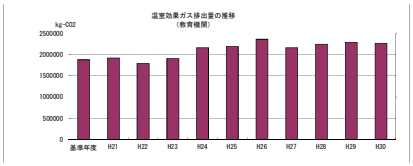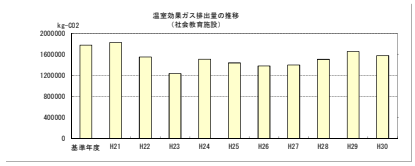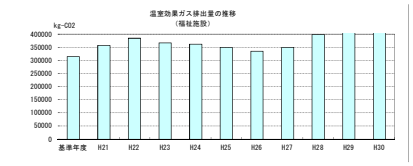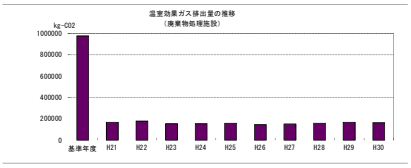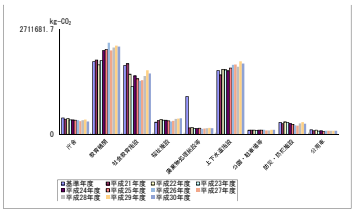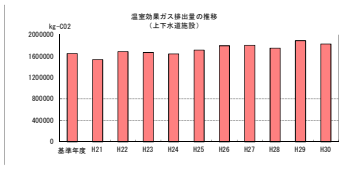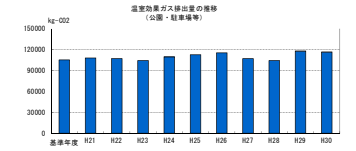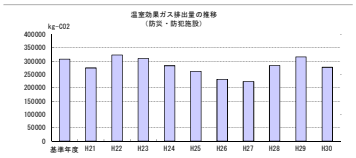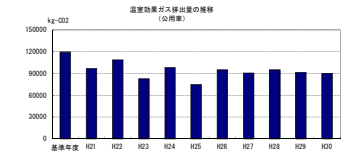
部門＼排出年	平成21年度	平成22年度	平成23年度	平成24年度	平成25年度	平成26年度	平成27年度	平成28年度	平成29年度	平成30年度
	H21	H22	H23	H24	H25	H26	H27	H28	H29	H30
	%	%	%	%	%	%	%	%	%	%
庁舎	-8.4%	-5.0%	-11.5%	-13.3%	-14.5%	-14.3%	-19.9%	-14.2%	-10.4%	-22.3%
教育機関	2.3%	-4.5%	1.5%	15.2%	16.7%	25.7%	15.2%	19.6%	22.0%	20.8%
社会教育施設	2.7%	-12.7%	-30.6%	-15.1%	-19.1%	-22.4%	-21.4%	-15.3%	-6.9%	-11.3%
福祉施設	13.5%	22.3%	16.8%	15.1%	11.1%	6.7%	11.3%	26.6%	29.6%	33.2%
廃棄物処理施設等	-82.7%	-81.7%	-84.3%	-84.2%	-83.9%	-85.1%	-84.6%	-83.8%	-82.8%	-83.3%
上下水道施設	-6.8%	2.2%	1.2%	-0.4%	3.8%	8.8%	9.4%	6.2%	14.6%	10.9%
公園・駐車場等	2.9%	2.0%	-0.8%	4.3%	7.2%	9.8%	1.7%	-0.9%	12.0%	10.8%
防災・防犯施設	-10.6%	5.1%	0.8%	-7.9%	-14.7%	-24.7%	-27.3%	-7.7%	2.9%	-9.9%
公用車	-19.1%	-8.9%	-30.8%	-18.0%	-37.5%	-20.6%	-24.2%	-20.6%	-23.3%	-24.5%
合　計	11.6% 減	13.5% 減	17.9% 減	11.4% 減	11.7% 減	9.7% 減	12.2% 減	8.6% 減	3.1% 減	6.4% 減